

**Message started by rod on 23. Mar 2010 at 11:59**

Title: **Let model ASH 26 on the way**  
Post by **rod** on **23. Mar 2010 at 11:59**

---

Its been ordered and they are making it right now.

6 meters of bliss. cant wait. will post pics and do a build.

Title: **Re: Let model ASH 26 on the way**  
Post by **Chris Gordon** on **23. Mar 2010 at 19:21**

---

You'd better!  
Look forward to it.  
Great to hear from you Rod.

Title: **Re: Let model ASH 26 on the way**  
Post by **MikeA** on **24. Mar 2010 at 09:58**

---

Youll love it Rod. I built the Ventus 2CXM last year and it flies superbly and looks terrific as well.

Choose your wing servos well though as the servo holes are pretty small if you want to fit a decent servo inside. I went for HiTechs (wish I'd used JRs) that fill the hole but they are stuck in due the holes being too small for the commercial servo mounts >:(

It's also a shame that they don't pre-install the brass control horns as drilling into the flaps, ailerons and elevator gave me nightmares.

Enjoy and keep us posted.

Mike

Title: **Re: Let model ASH 26 on the way**  
Post by **phillipephlop** on **24. Mar 2010 at 17:35**

---

Hi Rod, I'm in the middle of fitting out my Ash. Have you opted for the all glass or foam wing? Phil

Post by **rod** on **25. Mar 2010 at 09:22**

---

Thanks for the encouragement.

I went for the full composite wing with water ballast.

I hope i made the right choice!!!

cheers

Title: **Re: Let model ASH 26 on the way**

Post by **phillipephlop** on **25. Mar 2010 at 16:53**

---

Good choice, I have the foam wing with the water ballast also which takes it up to six servos in each panel. Looking forward to comparing notes when you take delivery. Phil

Title: **Re: Let model ASH 26 on the way**

Post by **rod** on **26. Mar 2010 at 13:42**

---

you bet!!

How about posting some pics of yours?

cheers

Title: **Re: Let model ASH 26 on the way**

Post by **phillipephlop** on **27. Mar 2010 at 06:08**

---

This is all I have @ the mo, taken at the local flying field minus the u/c doors and the gear. More to follow.....

---



Title: **Re: Let model ASH 26 on the way**  
Post by **rod** on **27. Mar 2010 at 09:41**

---

Now that is an attractive scalie!!!

rod

Title: **Re: Let model ASH 26 on the way**  
Post by **Graham Stanley** on **27. Mar 2010 at 11:11**

---

A very pretty machine.

I look forwards to hearing how you get on with the water ballast system.

Graham

Title: **Re: Let model ASH 26 on the way**  
Post by **Barry\_Cole** on **27. Mar 2010 at 16:57**

---

At last, somewhere to pee.

:-[ :-[ :-[ :-[

BC




Title: **Re: Let model ASH 26 on the way**  
Post by **phillipephlop** on **02. Apr 2010 at 20:02**

---

A few more pics of the installation so far. )





Title: **Re: Let model ASH 26 on the way**  
Post by **rod** on **03. Apr 2010 at 08:49**

---

man that is looking sweet.

Dont stop posting pics dude. keep em coming!!!

mine has left the factory and should be here in a couple of weeks.

rod

Title: **Re: Let model ASH 26 on the way**  
Post by **rod** on **01. May 2010 at 15:42**

---

yeah well my ash finally turned up and yes it was worth the wait.

I will post some pics soon.

---

Title: **Re: Let model ASH 26 on the way**  
Post by **phillipephlop** on **02. May 2010 at 07:05**

Good to hear it's arrived, mine is just about finished apart from servo covers which I don't have and can't find anything suitable, did yours come with any?. I'm now building a box to protect from hanger rash ::)

---

Title: **Re: Let model ASH 26 on the way**  
Post by **Graham Stanley** on **02. May 2010 at 16:25**

When I bought my Ventus it was suggested I made covers from the sleeping mat material from Go Outdoors. Much cheaper and easier than making a wooden box etc...

The bed roll is about 8mm thick and great for packing in the car when made into wing bags or fuselage cover, using impact glue on the edges etc...

---

Title: **Re: Let model ASH 26 on the way**  
Post by **phillipephlop** on **02. May 2010 at 18:17**

Thanks for the suggestion, the yoga mats from Tesco are the same material which I have used in the past with a glue gun or silicone to bond the edges with excellent results. Unfortunately my car is too short so the box maybe my only option. :-[

---

Title: **Re: Let model ASH 26 on the way**  
Post by **Graham Stanley** on **02. May 2010 at 20:43**

I know the car size problem. I can't downsize from my Mondeo, which is just OK for Ventus transport. I can just fit the 1/3 Ventus and 1/3 Robin in together, and not a lot else.

Many year ago I lost the load off my roof rack when the straps failed, so I would be very reluctant to mount anything on the roof now.

Graham

Title: **Re: Let model ASH 26 on the way**  
Post by **phillipephlop** on **03. May 2010 at 20:10**

---

Job done; well almost. Hope it fits? :P

---



002.JPG (Attachment deleted)



004\_001.JPG (Attachment deleted)

Title: **Re: Let model ASH 26 on the way**  
Post by **rod** on **04. May 2010 at 13:08**

---

I promised pics and I will do them I just have been really busy with work. Stay tuned.

Title: **Re: Let model ASH 26 on the way**  
Post by **crash** on **04. May 2010 at 15:02**

---

Bring it to Lameroo Rod, lets compare ASH 26's

Cheers

Crash

Title: **Re: Let model ASH 26 on the way**  
Post by **rod** on **05. May 2010 at 09:56**

---

hey crash have you got one of these as well?

Title: **Re: Let model ASH 26 on the way**  
Post by **crash** on **08. May 2010 at 13:37**

---

Hi Rod, I have one of John Copeland's, Composite Scale Models.

<http://www.compositescalemodels.com/>

6 metres and beautiful. Look forward to catching up an comparing notes at Lameroo. Try to drag Garry along too mate!



Cheers

Crash ;D

---





Title: **Re: Let model ASH 26 on the way**  
Post by **phillipephlop** on **09. May 2010 at 18:11**

---

No excuses now it's ready to go, just waiting for a good westerly! 8-)

---

 005\_001.JPG (Attachment deleted)

 008\_002.JPG (Attachment deleted)

Title: **Re: Let model ASH 26 on the way**  
Post by **Elliot Howells** on **09. May 2010 at 20:16**

---

undercarriage looks a bit flimsy.

Title: **Re: Let model ASH 26 on the way**  
Post by **phillipephlop** on **09. May 2010 at 20:39**

---

Lets see some pics of yours then? ::)

Title: **Re: Let model ASH 26 on the way**  
Post by **crash** on **26. Jul 2010 at 14:21**

---

Rod, a you still coming to Lameroo? dates are 10th to 12th of September 2010.

Hope to see you there

Crash :D

Title: **Re: Let model ASH 26 on the way**  
Post by **Lbuff1 ( LEN )** on **28. Dec 2010 at 15:50**

---

How do you like the 26? I ordered mine with water ballast but when it arrived, it wasn't included.. I took it anyway, LOVE the plane, You really can't break it, I know, I've tried. It's very stable on tow.  
The gear has been no problem,  
How do you like the water ballast?

LEN

---



Title: **Re: Let model ASH 26 on the way**

Post by **VinceC** on 28. Dec 2010 at 16:48

---

You can't do that!! It is the same registration as my 8 year old Multiplex.

---



Title: **Re: Let model ASH 26 on the way**

Post by **Robbie\_B** on 28. Dec 2010 at 17:21

---

*Lbuff1 ( LEN ) wrote on 28. Dec 2010 at 15:50:*

.....LOVE the plane, You really can't break it, I know, I've tried.....

.....kiss of death!



Title: **Re: Let model ASH 26 on the way**  
Post by **Lbuff1 ( LEN )** on **28. Dec 2010 at 19:38**

---

Robbie has a point there. I would officially like to retract the statement about breaking the plane and replace it with, "she if a real sweetheart, no bad habits and never lets you down".

Vince, I swear, it came that way!!!!!!

The Quality of these LET models is fantastic. The fit and finish, wow. This was the first season with the plane, really no issues to speak of. Maybe 40-50 tows +- and with that, 40-50 high speed low altitude passed.

LEN

Title: **Re: Let model ASH 26 on the way**  
Post by **JohnMc** on **28. Dec 2010 at 20:46**

---

Thought I would add a picture of my tichy 1/4 scale Paritech one.  
I like your colour scheme Vince :)  
I'll have to save my pennies for a LET one.

---





Title: **Re: Let model ASH 26 on the way**  
Post by **crash** on **07. Jan 2011 at 10:42**

---

Ok here is mine. Part of the Composite Scale Model production of John Copeland. ASH 26 Nice stuff. 6 metres and fly's a treat.  
;D

---



Title: **Re: Let model ASH 26 on the way**  
Post by **PAUL** on **15. Jan 2011 at 15:43**

---

*phillipephlop wrote on 27. Mar 2010 at 06:08:*

This is all I have @ the mo, taken at the local flying field minus the u/c doors and the gear. More to follow.....

hi rod ive got one of these ash26 by let and ayear or so later fitted a aft19 :)

